





SCHOOL OPINION SURVEY 2017 – Highlights Report for MacLeay Island State School (1959)

Agreement: Presents the aggregation of positive responses, that is; 'Somewhat Agree', 'Agree' and 'Strongly Agree'. Survey respondents may not respond to all survey items. The survey items displayed below are selected according to strength of agreement. In some circumstances, there may be more survey items of equal agreement to those shown below. Please refer to the relevant section of this report for further detail on the information presented below.

 4 parents participated in the Parent/Caregiver Survey	Most positive items		Least positive items		Greatest positive changes from 2016			
	Survey Item	Agreement (%)	Survey Item	Agreement (%)	Survey Item	Agreement 2016 (%)	Agreement 2017 (%)	Change
	This is a good school.	100.0	My child's learning needs are being met at this school.	75.0	This school takes parents' opinions seriously.	60.0	100.0	+40.0
	My child likes being at this school.	100.0	My child is making good progress at this school.	75.0	This school provides useful information online.	60.0	100.0	+40.0
	My child feels safe at this school.	100.0	My child is getting a good education at this school.	75.0	This school gives my child opportunities to do interesting things.	66.7	100.0	+33.3

 55 students participated in the Student Survey	Most positive items		Least positive items		Greatest positive changes from 2016			
	Survey Item	Agreement (%)	Survey Item	Agreement (%)	Survey Item	Agreement 2016 (%)	Agreement 2017 (%)	Change
	My school encourages me to be a good community member.	100.0	My school takes students' opinions seriously.	74.0	My teachers use a variety of resources to help me learn.	78.9	100.0	+21.1
	My teachers use a variety of resources to help me learn.	100.0	I feel accepted by other students at my school.	77.4	This is a good school.	81.1	94.3	+13.3
	My teachers expect me to do my best.	98.2	Student behaviour is well managed at my school.	78.8	My schoolwork challenges me to think.	84.2	96.3	+12.1

 19 staff (including teaching staff) participated in the Staff Survey	Most positive items		Least positive items		Greatest positive changes from 2016			
	Survey Item	Agreement (%)	Survey Item	Agreement (%)	Survey Item	Agreement 2016 (%)	Agreement 2017 (%)	Change
	Students are treated fairly at this school.	100.0	There is good communication between all staff at my school.	68.4	This school takes staff opinions seriously.	66.7	94.7	+28.1
	My work has a direct positive impact on the community.	100.0	Information and communication equipment is well maintained at my school.	77.8	Student behaviour is well managed at this school.	73.3	100.0	+26.7
	I feel this school is a safe place in which to work.	100.0	I am confident that poor performance will be appropriately addressed in my school.	78.9	I receive useful feedback about my work at this school.	66.7	88.9	+22.2

 12 teaching staff participated in the Staff Survey	Most positive teaching items		Least positive teaching items		Greatest differences between staff types			
	Survey Item	Agreement (%)	Survey Item	Agreement (%)	Survey Item	Teaching Agreement (%)	Non-Teaching Agreement (%)	Gap
	I feel confident in my knowledge of the Australian and Queensland curriculums.	100.0	I feel that students with disability receive the same educational opportunities as all other students at my school.	91.7	Staff at my school are interested in my wellbeing.	100.0	57.1	+42.9
	I feel confident in my ability to work autonomously.	100.0	My school motivates me to help achieve our school objectives.	91.7	I am confident that poor performance will be appropriately addressed in my school.	75.0	85.7	-10.7
	I feel confident applying evidence-based teaching and learning practices.	100.0	I am able to speak up and share a different view to my colleagues and the school leadership team.	91.7				